

M E R C H A N D I S I N G , V I S U A L , A N D O R G A N I Z A T I O N S Y S T E M S

MUROTM

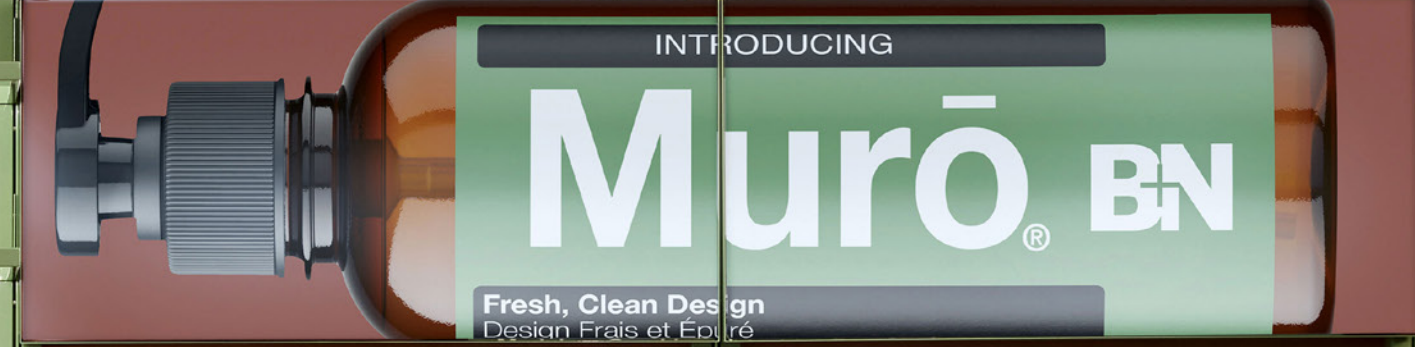


1.800.350.4127

www.bnind.com

TABLE OF CONTENTS

ABOUT MURO	4
POSSIBILITIES MADE EASY	10
TECH SPECS	55
MATERIALS, COLORS, AND FINISHES	63
TERMS AND CONDITIONS	64



Pair Muro's streamlined accessories with endless special order color options—available for wall-mounted, floor-based, or floor-to-ceiling installations. It's a flexible framework built to suit your palette and your purpose.

Muro brings together B+N's core design principles: modularity, user-friendly functionality, integrated lighting, and bold backlit graphics. Its sleek, minimal

Columns support interchangeable lit shelves, cabinets, hanging accessories, and oversized SEG graphics—power-ready wherever you



Left: Floor Fixture Frame – Single Bay with flat metal shelves. Right: Columns are tension-mounted and anchored for a solid floor-to-ceiling setup—fully powder-coated and built to scale endlessly.

Build repeatable wall layouts, dramatic floor-to-ceiling installations, or choose from three versatile



Wall Columns can be mounted 24" or 48" on center. All lit accessories are designed to accommodate both configurations.



Matte Black and Matte White are standard powder coat options, with endless color variations available for special order. Shown here: one of our favorite palettes for Muro.



Columns can be clad in the same wood-look finishes as our Fortina system—a film that brings the warmth, texture, and grain of real wood.

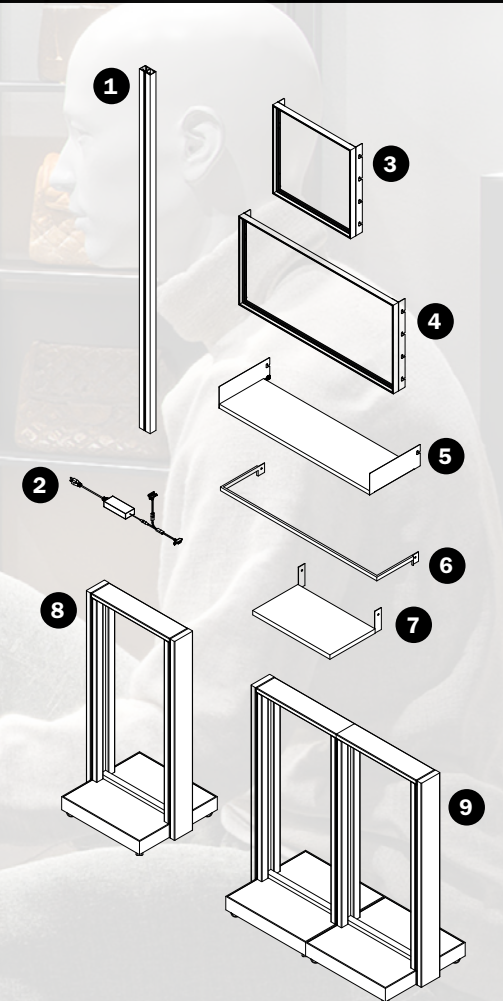
A refined, custom look is achieved through powder coat finishes—matte black and matte white are standard, with endless special order options available. Columns can also be clad in the same wood-look film used in our Fortina system: a durable, non-PVC finish that captures the warmth, grain, and texture of



Column clad in Fortina Finish TS-SN0235 Oak H, creating a relaxed aesthetic when paired with Matte White accessories.



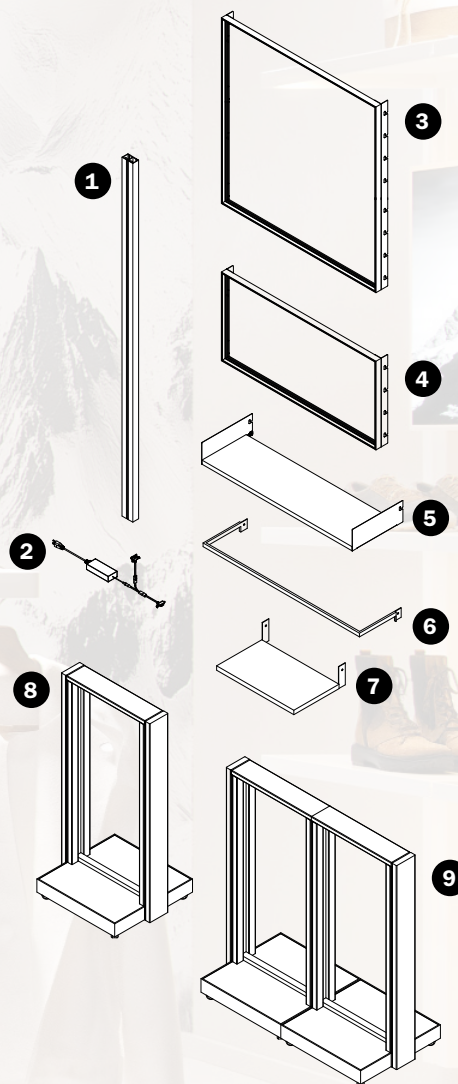
THIS SHOP MADE EASY



1. WALL MOUNTED COLUMN
2. POWER DRIVER KIT
3. FABRIC LIGHT BOX - 2' X 2'
4. FABRIC LIGHT BOX - 4' X 2'
5. METAL SHELF - UP - 48"
6. HANGRAIL - DEEP - 24"
7. METAL SHELF - FLAT - 24"
8. FLOOR FIXTURE FRAME - SINGLE BAY
9. FLOOR FIXTURE FRAME - DOUBLE BAY



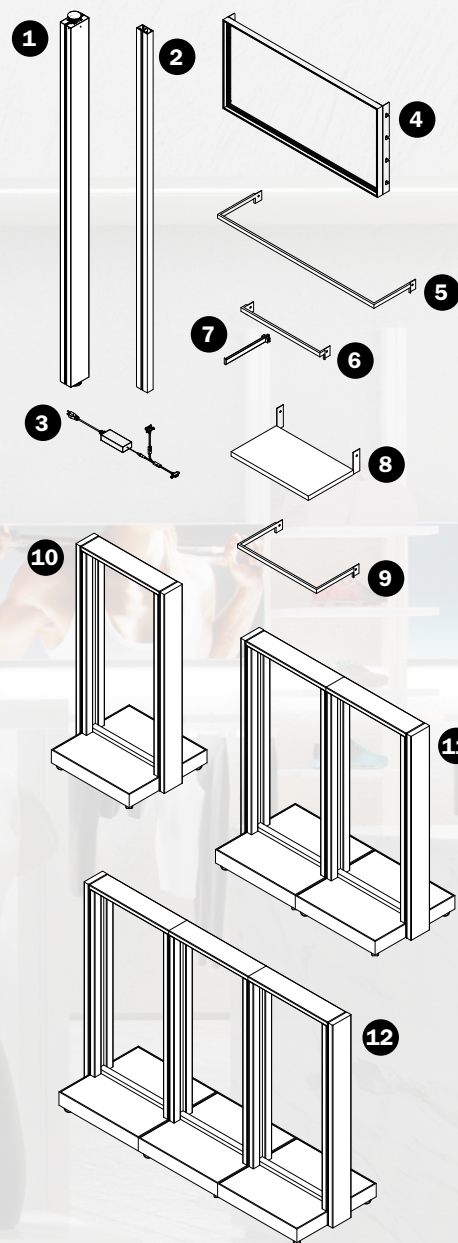
THIS SHOP MADE EASY



1. WALL MOUNTED COLUMN
2. POWER DRIVER KIT
3. FABRIC LIGHT BOX - 4' X 4'
4. FABRIC LIGHT BOX - 4' X 2'
5. METAL SHELF - UP 48"
6. HANGRAIL - DEEP - 48"
7. METAL SHELF - FLAT - 24"
8. FLOOR FIXTURE FRAME - SINGLE BAY
9. FLOOR FIXTURE FRAME - DOUBLE BAY



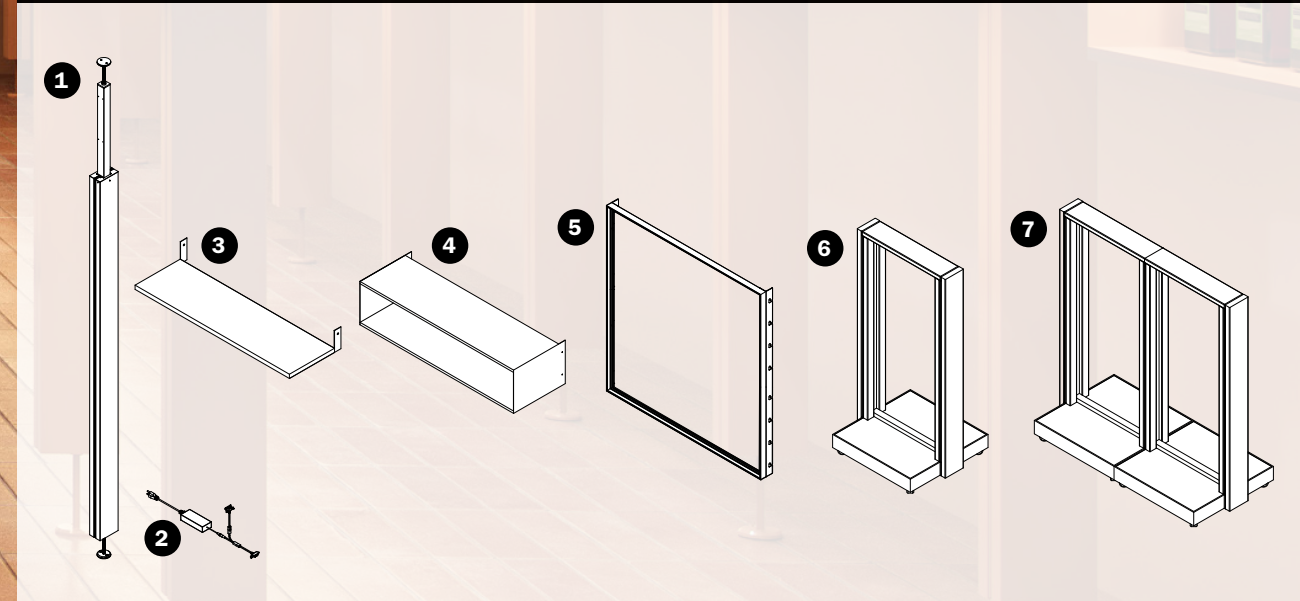
THIS SHOP MADE EASY



1. FLOOR-TO-CEILING COLUMN - DOUBLE SIDED - SPECIAL ORDER
2. WALL MOUNTED COLUMN
3. POWER DRIVER KIT
4. FABRIC LIGHT BOX - 4' X 2'
5. HANGRAIL - DEEP - 48"
6. HANGRAIL - SHALLOW - 24"
7. FACEOUT - HANGRAIL - 14"
8. METAL SHELF - FLAT - 24"
9. HANGRAIL - DEEP - 24"
10. FLOOR FIXTURE FRAME - SINGLE BAY
11. FLOOR FIXTURE FRAME - DOUBLE BAY
12. FLOOR FIXTURE FRAME - TRIPLE BAY



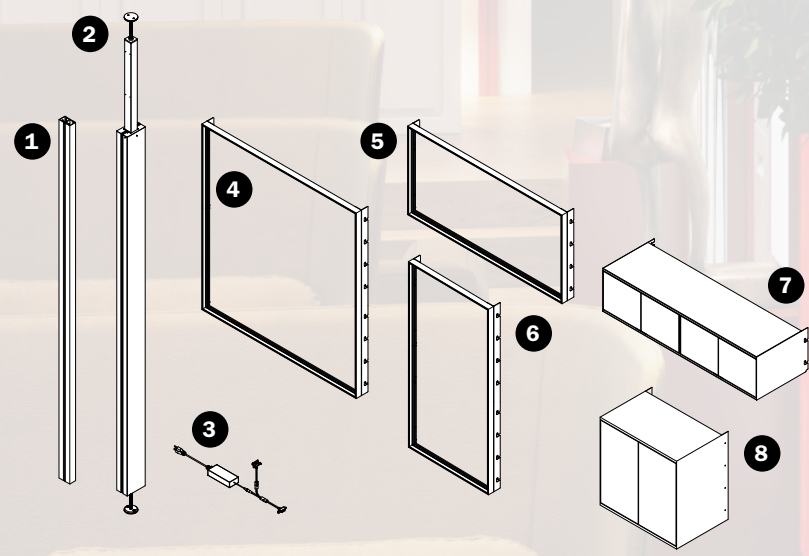
THIS SHOP MADE EASY



- 1. FLOOR-TO-CEILING COLUMN - DOUBLE SIDED - SPECIAL ORDER
- 2. POWER DRIVER KIT
- 3. METAL SHELF - FLAT - 48"
- 4. METAL CUBE - OPEN - 48" X 12" - SPECIAL ORDER
- 5. FABRIC LIGHT BOX - 4' X 4'
- 6. FLOOR FIXTURE FRAME - SINGLE BAY
- 7. FLOOR FIXTURE FRAME - DOUBLE BAY

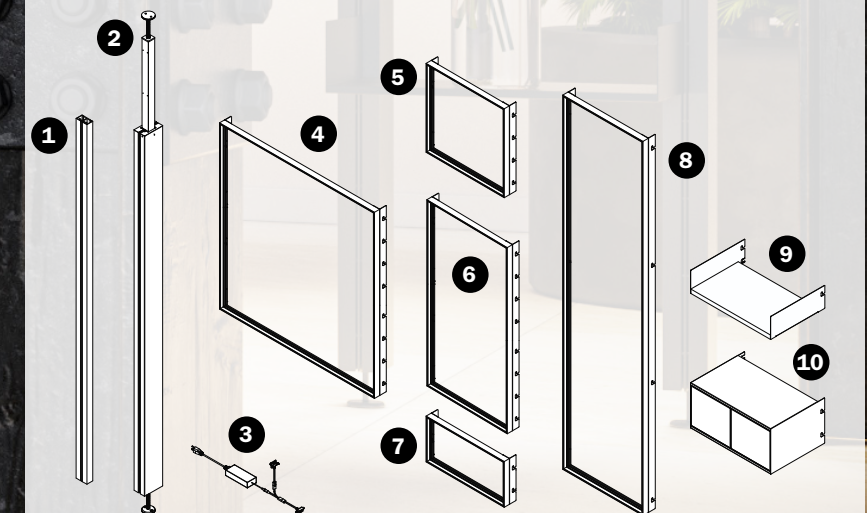


THIS LOBBY MADE EASY



1. WALL MOUNTED COLUMN
2. FLOOR-TO-CEILING COLUMN - DOUBLE SIDED - SPECIAL ORDER
3. POWER DRIVER KIT
4. FABRIC LIGHT BOX - 4' X 4'
5. FABRIC LIGHT BOX - 4' X 2'
6. FABRIC LIGHT BOX - 2' X 4'
7. METAL CUBE - DOORS - 48" X 12" - SPECIAL ORDER
8. METAL CUBE - DOORS - 24" X 24"

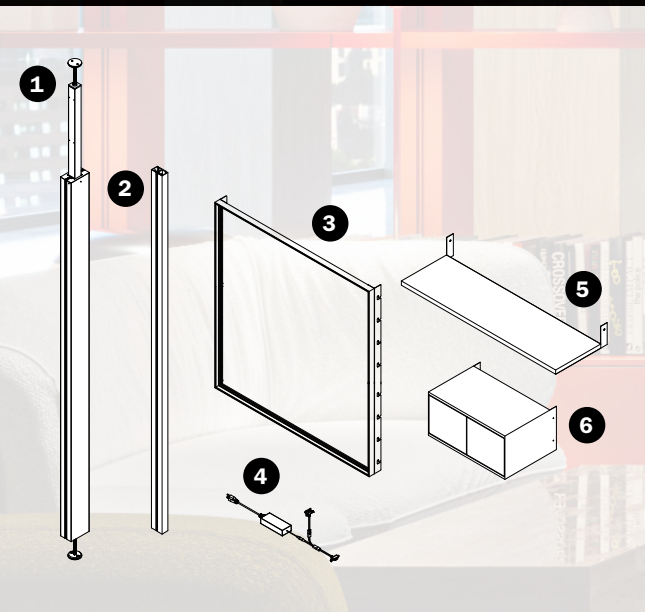
THIS LOBBY MADE EASY



1. WALL MOUNTED COLUMN
2. FLOOR-TO-CEILING COLUMN - DOUBLE SIDED - SPECIAL ORDER
3. POWER DRIVER KIT
4. FABRIC LIGHT BOX - 4' X 4'
5. METAL SHELF - FLAT - 48"
6. FABRIC LIGHT BOX - 2' X 4'
7. FABRIC LIGHT BOX - 2' X 1'
8. FABRIC LIGHT BOX - 2' X 8'
9. METAL SHELF - UP - 24"
10. METAL CUBE - DOORS - 12" X 24"



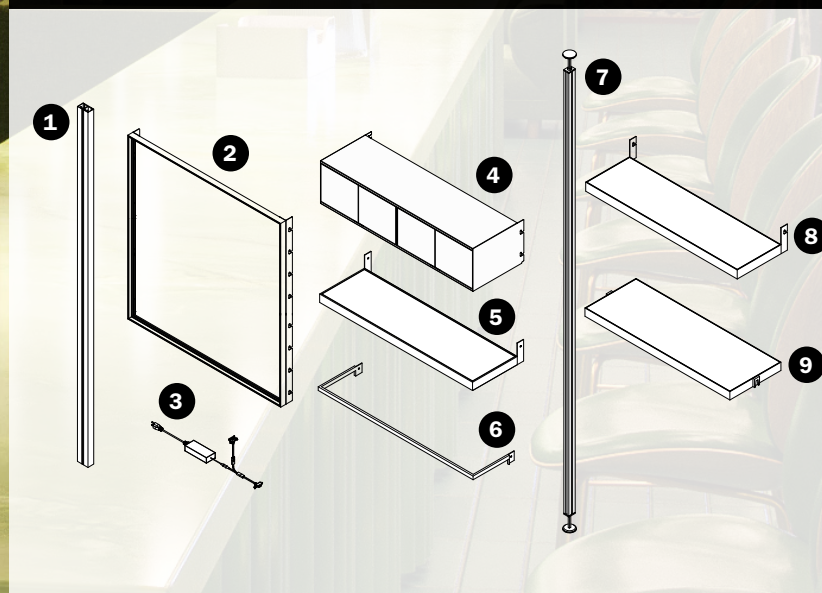
THIS LOBBY MADE EASY



1. FLOOR-TO-CEILING COLUMN - DOUBLE SIDED - SPECIAL ORDER
2. WALL MOUNTED COLUMN
3. FABRIC LIGHT BOX - 4' X 4'
4. POWER DRIVER KIT
5. METAL SHELF - FLAT - 48"
6. METAL CUBE - DOORS - 24" X 12"



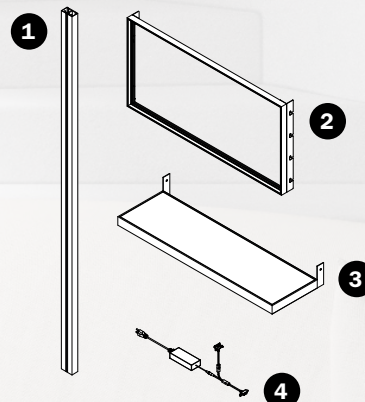
THIS LOUNGE MADE EASY



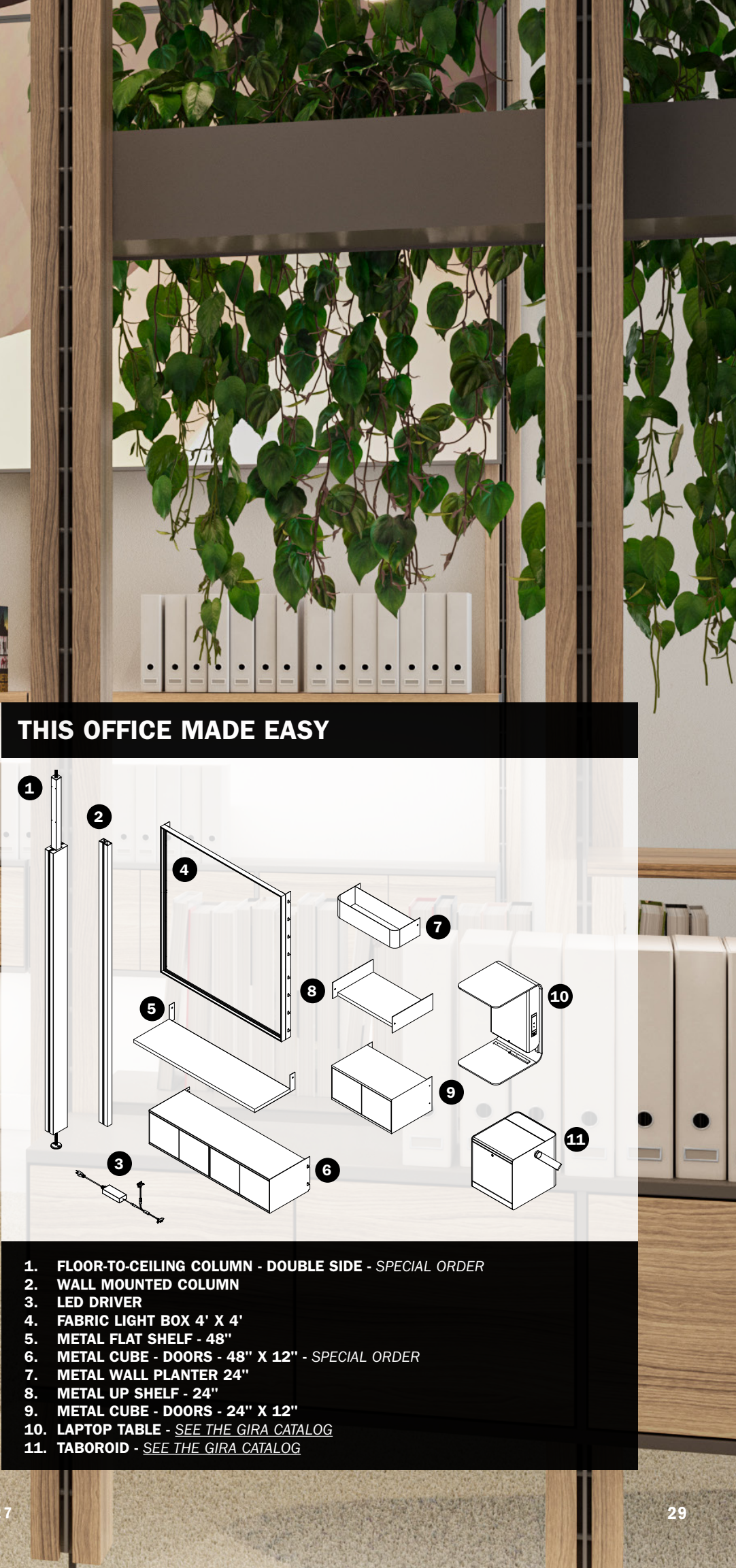
1. WALL MOUNTED COLUMN
2. FABRIC LIGHT BOX - 4' X 4'
3. POWER DRIVER KIT
4. METAL CUBE - DOORS - 24" X 12"
5. METAL SHELF - FLAT - 48"
6. HANGRAIL - DEEP - 48"
7. ELECTRIFIED UPRIGHT - SEE THE SORBETTI 2.0 CATALOG
8. 48" LIT BOX SHELF - SEE THE SORBETTI 2.0 CATALOG
9. SHELF - ILLUMINATED - 48" - SPECIAL ORDER



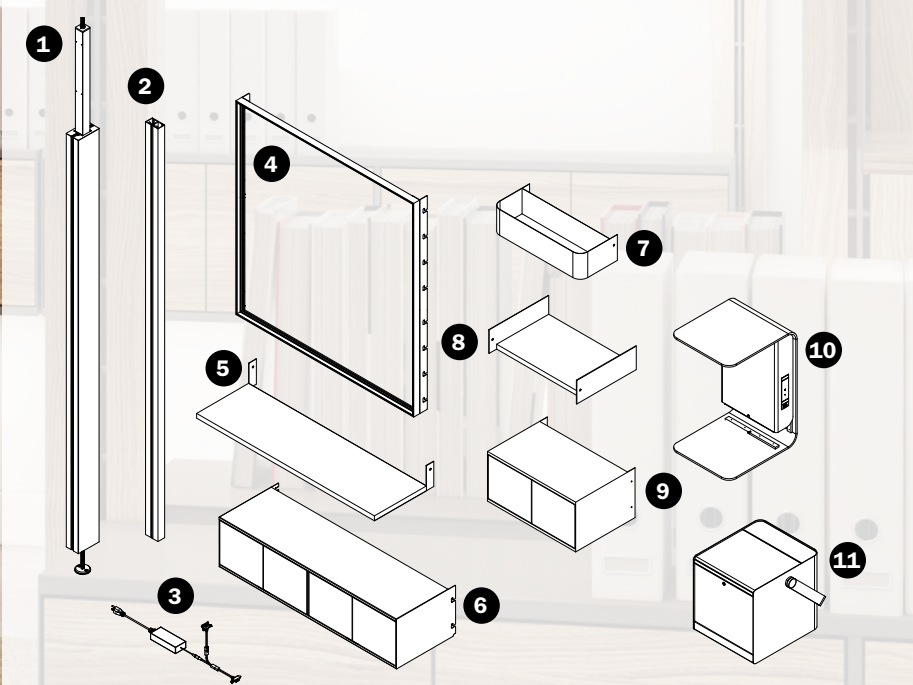
THIS LOBBY MADE EASY



1. WALL MOUNTED COLUMN
2. FABRIC LIGHT BOX - 4' X 2'
3. METAL SHELF - FLAT - 48"
4. POWER DRIVER KIT

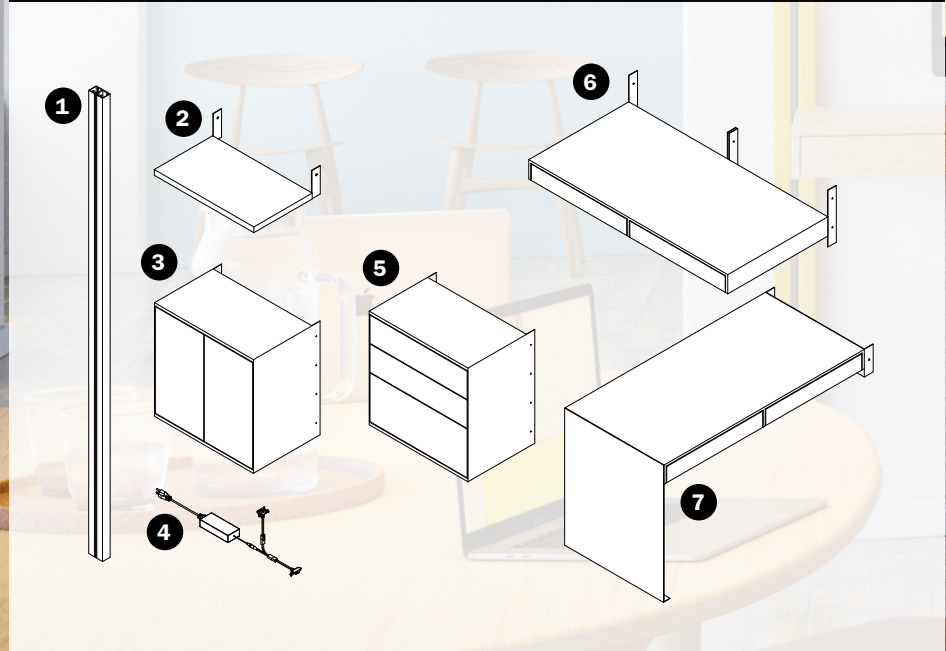


THIS OFFICE MADE EASY



1. FLOOR-TO-CEILING COLUMN - DOUBLE SIDE - SPECIAL ORDER
2. WALL MOUNTED COLUMN
3. LED DRIVER
4. FABRIC LIGHT BOX 4' X 4'
5. METAL FLAT SHELF - 48"
6. METAL CUBE - DOORS - 48" X 12" - SPECIAL ORDER
7. METAL WALL PLANTER 24"
8. METAL UP SHELF - 24"
9. METAL CUBE - DOORS - 24" X 12"
10. LAPTOP TABLE - SEE THE GIRA CATALOG
11. TABOROID - SEE THE GIRA CATALOG

THIS OFFICE MADE EASY



- 1. WALL MOUNTED COLUMN
- 2. METAL SHELF - FLAT - 24"
- 3. METAL CUBE - WOOD DOOR - 24" X 24" - SPECIAL ORDER
- 4. POWER DRIVER KIT
- 5. METAL CUBE - WOOD DRAWERS - 24" X 24" - SPECIAL ORDER
- 6. CANTILEVER DESK WOOD - SPECIAL ORDER
- 7. PERPENDICULAR DESK WOOD AND METAL - SPECIAL ORDER



THIS HOME OFFICE MADE EASY

1

2

3

4

5

6

1. WALL MOUNTED COLUMN

2. METAL SHELF - DOWN - 48"

3. METAL CUBE - DOORS - 24" X 24"

4. POWER DRIVER KIT

5. METAL CUBE - DRAWERS - 24" X 24" - SPECIAL ORDER

6. CANTILEVER DESK - SPECIAL ORDER

32

www.bnind.com

800 350 4127

33

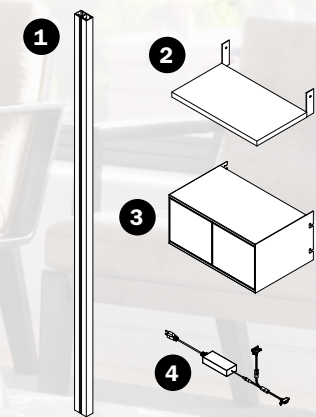


THIS HOME MADE EASY

1. WALL MOUNTED COLUMN
2. METAL SHELF - FLAT - 48"
3. METAL CUBE - WOOD DOORS - 24" X 24" - SPECIAL ORDER
4. POWER DRIVER KIT
5. METAL SHELF - FLAT - 24"
6. METAL CUBE - WOOD DRAWERS - 24" X 24" - SPECIAL ORDER
7. CANTILEVER DESK WOOD - SPECIAL ORDER
8. PERPENDICULAR DESK WOOD AND METAL - SPECIAL ORDER

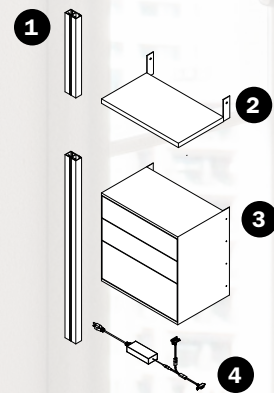


THIS HOME MADE EASY



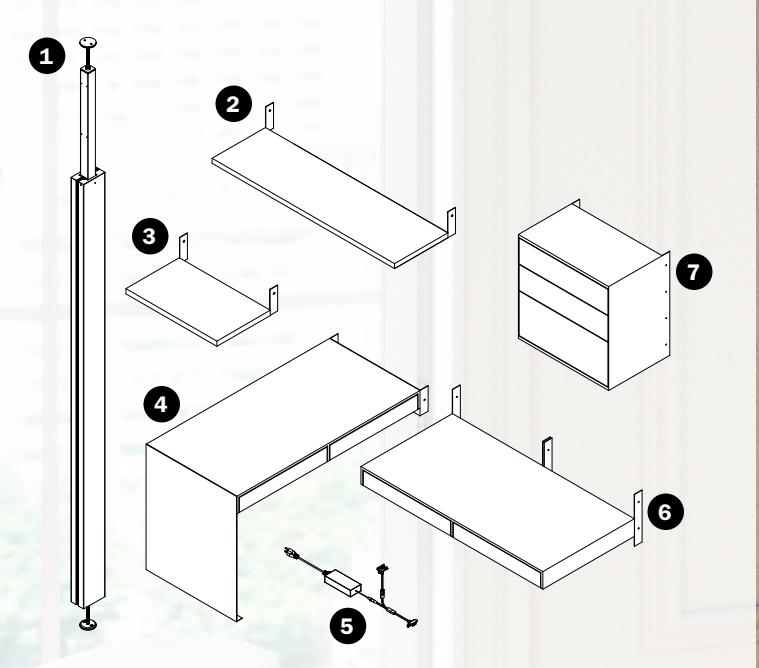
1. WALL MOUNTED COLUMN
2. METAL SHELF - FLAT - 24"
3. METAL CUBE - DOORS - 24" X 12"
4. POWER DRIVER KIT

THIS HOME MADE EASY



- 1. WALL MOUNTED COLUMN, CUT TO SIZE - SPECIAL ORDER
- 2. METAL SHELF - FLAT - 24"
- 3. METAL CUBE - WOOD DRAWERS - 24" X 24" - SPECIAL ORDER
- 4. POWER DRIVER KIT

THIS BEDROOM OFFICE MADE EASY



- 1. FLOOR-TO-CEILING COLUMN - DOUBLE SIDED - SPECIAL ORDER
- 2. METAL SHELF - FLAT - 48"
- 3. METAL SHELF - FLAT - 24"
- 4. PERPENDICULAR DESK WOOD AND METAL - SPECIAL ORDER
- 5. POWER DRIVER KIT
- 6. CANTILEVER DESK WOOD - SPECIAL ORDER
- 7. METAL CUBE - WOOD DRAWERS - 24" X 24" - SPECIAL ORDER



THIS KITCHEN MADE EASY

1. FLOOR-TO-CEILING COLUMN - DOUBLE SIDED - SPECIAL ORDER

2. WALL MOUNTED COLUMN, CUT TO SIZE - SPECIAL ORDER

3. POWER DRIVER KIT

4. METAL SHELF - FLAT - 48"

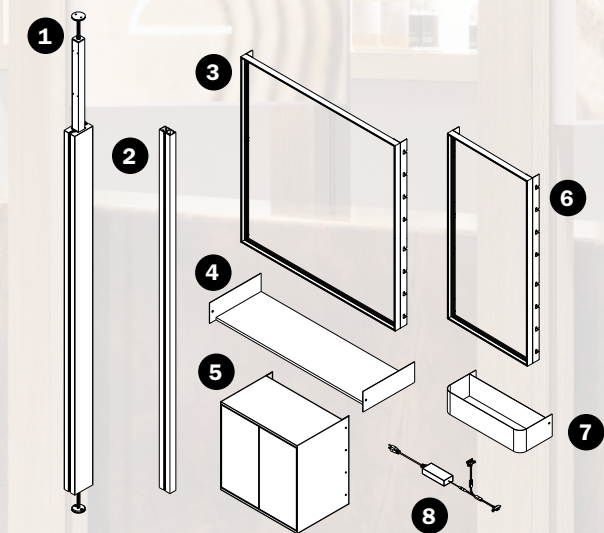
5. METAL SHELF - FLAT - 24"

6. METAL CUBE - DRAWERS - 24" X 24" - SPECIAL ORDER





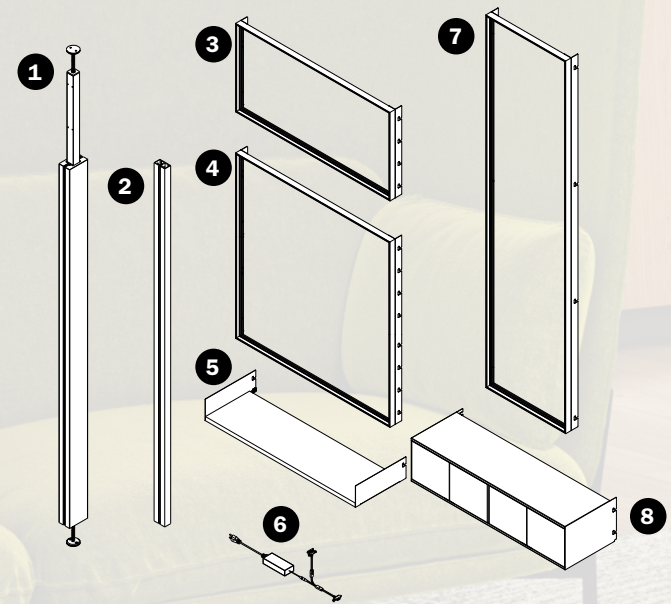
THIS RECEPTION LOUNGE MADE EASY



1. FLOOR-TO-CEILING COLUMN - DOUBLE SIDED - SPECIAL ORDER
2. WALL MOUNTED COLUMN
3. FABRIC LIGHT BOX - 4' X 4'
4. METAL SHELF - UP WITH WOOD - 48" - SPECIAL ORDER
5. METAL CUBE - DOORS - 24" X 24"
6. FABRIC LIGHT BOX - 2' X 4'
7. METAL WALL PLANTER 24"
8. POWER DRIVER KIT

Health And Wellness

THIS PRIVACY LOUNGE MADE EASY



1. FLOOR-TO-CEILING COLUMN - DOUBLE SIDED - SPECIAL ORDER
2. WALL MOUNTED COLUMN
3. FABRIC LIGHT BOX - 4' X 2'
4. FABRIC LIGHT BOX - 4' X 4'
5. METAL SHELF - UP - 48"
6. POWER DRIVER KIT
7. FABRIC LIGHT BOX - 2' X 8'
8. METAL CUBE - DOORS - 48" X 12" - SPECIAL ORDER

Mind

Body

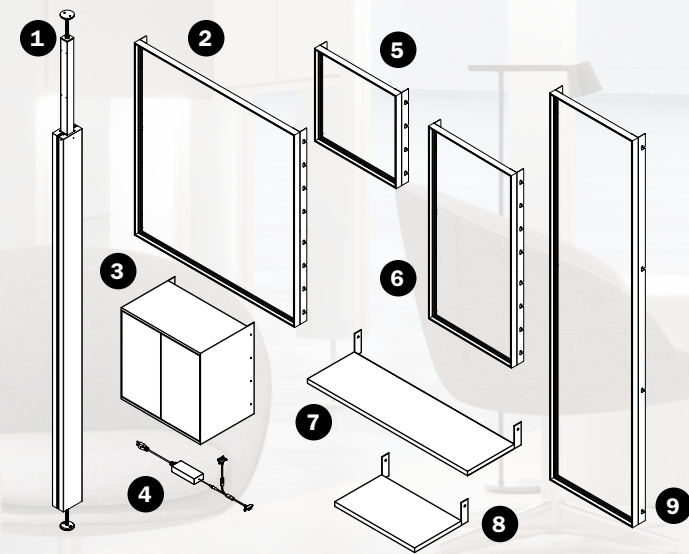
Conn
ect
ion

Inner

Healt



THIS RECEPTION LOUNGE MADE EASY

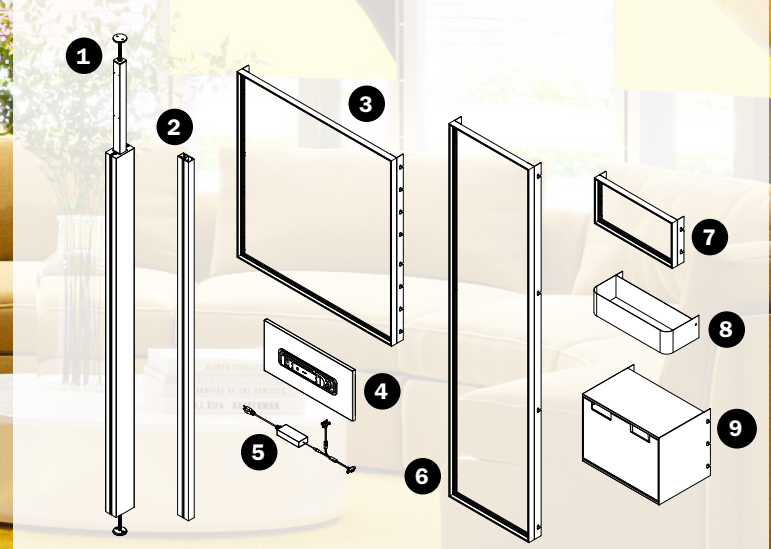


1. FLOOR-TO-CEILING COLUMN - DOUBLE SIDED - SPECIAL ORDER
2. FABRIC LIGHT BOX - 4' X 4'
3. METAL CUBE - DOORS - 24" X 24"
4. FABRIC LIGHT BOX - 2' X 2'
5. POWER DRIVER KIT
6. FABRIC LIGHT BOX - 2' X 4'
7. METAL SHELF - FLAT - 48"
8. METAL SHELF - FLAT - 24"
9. FABRIC LIGHT BOX - 2' X 8'





THIS BANK MADE EASY

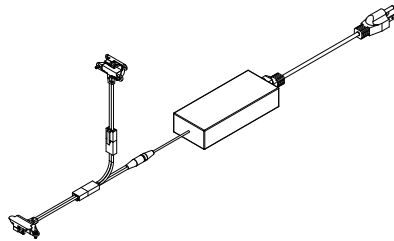
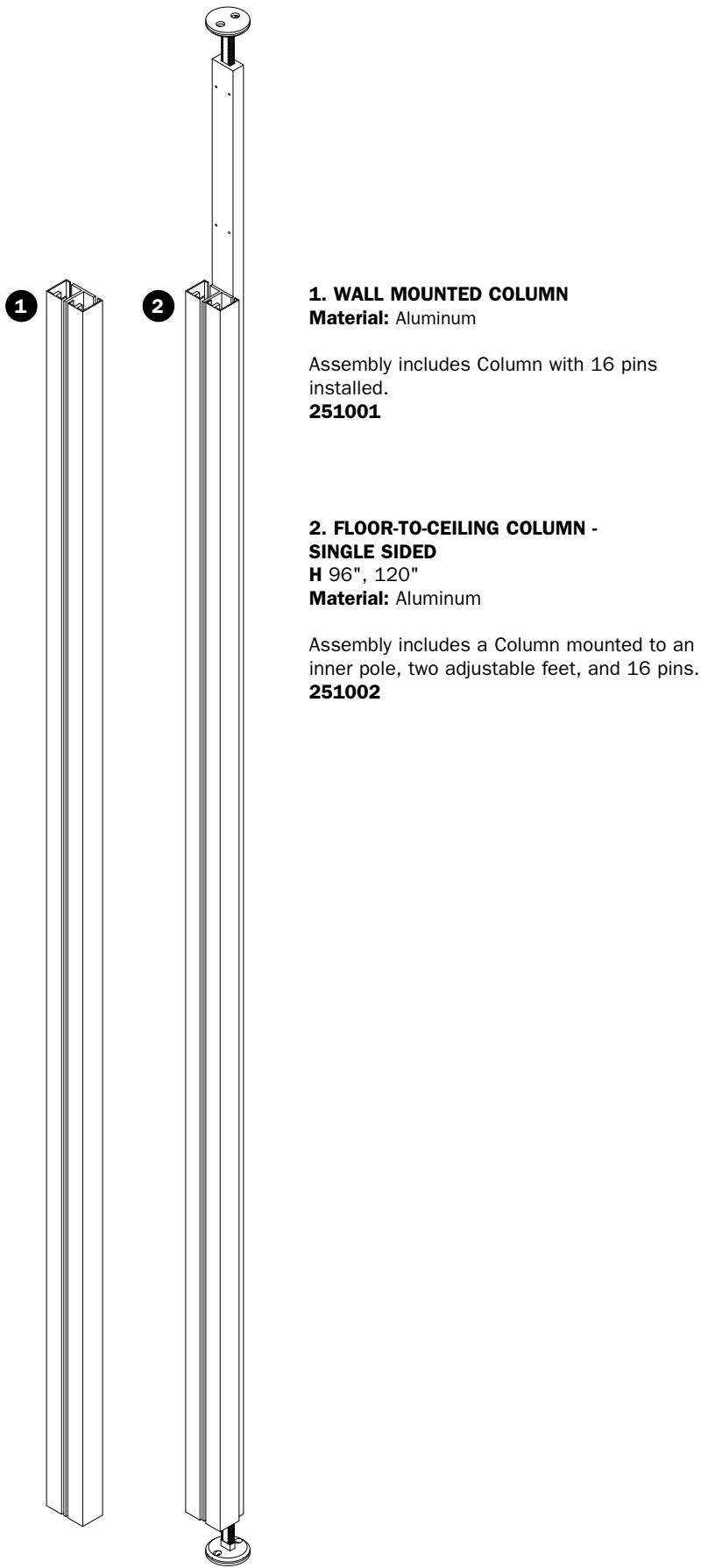


1. FLOOR-TO-CEILING COLUMN - DOUBLE SIDED - SPECIAL ORDER
2. WALL MOUNTED COLUMN
3. FABRIC LIGHT BOX - 4' X 4'
4. PANEL WITH VOLTA BATTERY - SEE THE GIRA CATALOG
5. POWER DRIVER KIT
6. FABRIC LIGHT BOX - 2' X 8'
7. FABRIC LIGHT BOX - 2' X 1'
8. METAL WALL PLANTER - 24"
9. METAL CUBE - BINS - 24" X 24" - SPECIAL ORDER

TECH SPECS

Parts, Accessories, Technical Specs

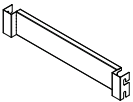
Essential Components



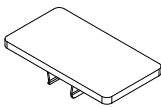
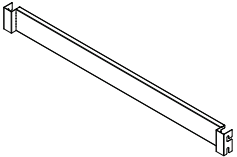
90w LED Driver with 2 Power Connections
251019

One LED driver can be connected to either one or two Columns to minimize the number of drivers you need for an entire wall.

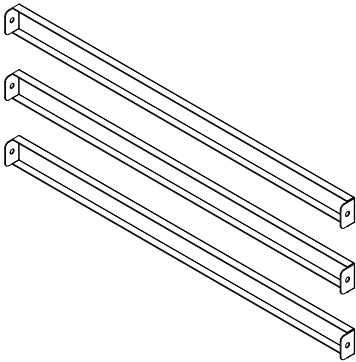
Spanning Driver Holder 24"
251021



Spanning Driver Holder 48"
251022

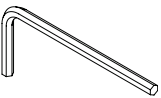


WALL MOUNTED COLUMN TOP CAP
Material: Aluminum
251018



SPACER JIG*
Three Piece set. One is used on the bottom, middle, and the top to ensure proper spacing between Columns.

251030

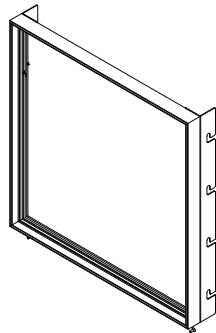


ALLEN KEY*
Used to tighten pins.
Extra Allen Key
370080


***NOTE ALL ORDERS ARE SHIPPED WITH SPACER JIGS AND ALLEN KEYS.**

SEG Fabric Light Boxes

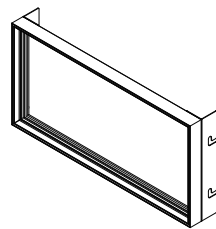
SEG Fabric Light Boxes do not come with a graphic. Graphics are sold separately. Fabric Light Boxes can be installed double-sided or front-to-back.



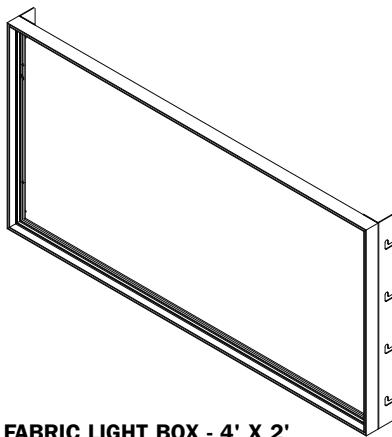
FABRIC LIGHT BOX - 2' X 2'
D 1 ½" **H** 24" **W** 24"
Material: Steel
LED temperature is 6500k.
Graphic is sold separately.
251026



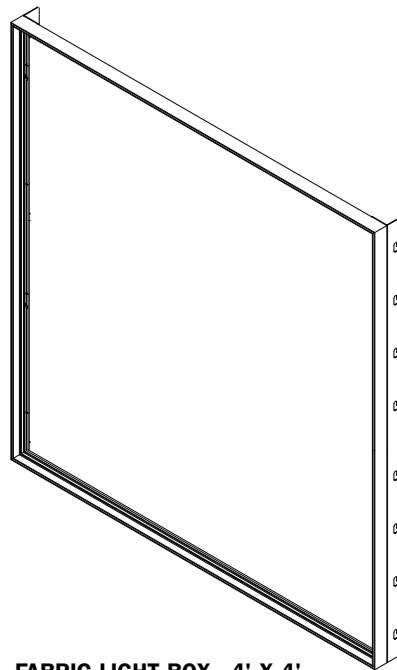
FABRIC LIGHT BOX - 2' X 4'
D 1 ½" **H** 48" **W** 24"
Material: Steel
LED temperature is 6500k.
Graphic is sold separately.
251028




FABRIC LIGHT BOX - 2' X 1'
D 1 ½" **H** 12" **W** 24"
Material: Steel
LED temperature is 6500k.
Graphic is sold separately.
251025



FABRIC LIGHT BOX - 4' X 2'
D 1 ½" **H** 24" **W** 48"
Material: Steel
LED temperature is 6500k.
Graphic is sold separately.
251027



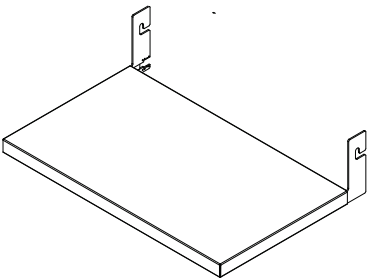
FABRIC LIGHT BOX - 4' X 4'
D 1 ½" **H** 48" **W** 48"
Material: Steel
LED temperature is 6500k.
Graphic is sold separately.
251055



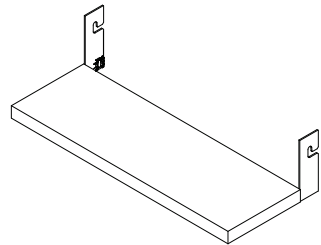
FABRIC LIGHT BOX - 2' X 8'
D 1 ½" **H** 96" **W** 24"
Material: Steel
LED temperature is 6500k.
Graphic is sold separately.
251029

Shelves

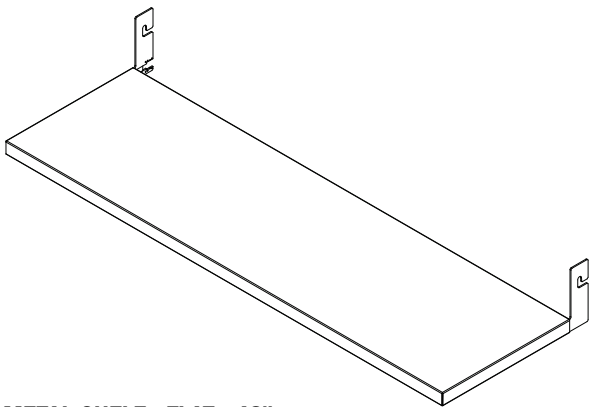
All shelves come electrified. An LED strip is tucked away on the under side of the shelf to provide lighting under the shelf. Shelves are also available as non-electrified, upon request.



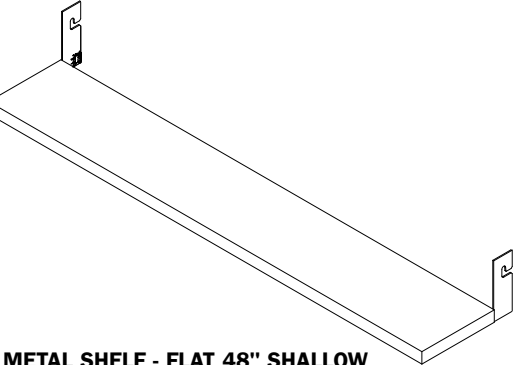
METAL SHELF - FLAT - 24"
D 14" W 24" H 1 ¼"
Material: Steel
251004E



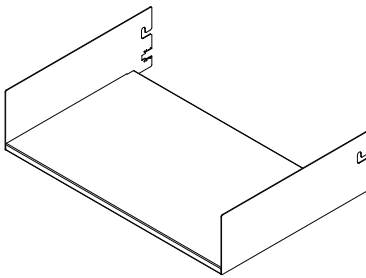
METAL SHELF - FLAT - 24" - SHALLOW
D 8" W 24" H 1 ¼"
Material: Steel
251006E



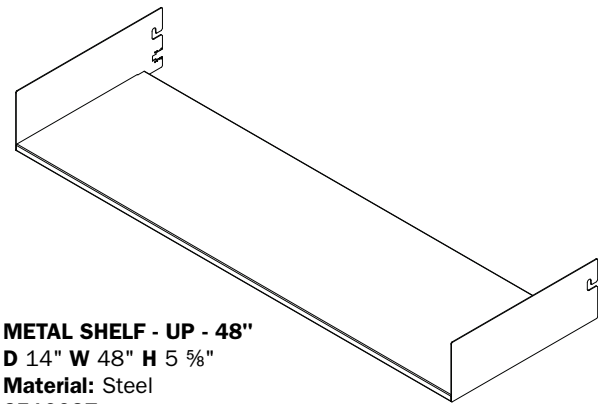
METAL SHELF - FLAT - 48"
D 14" W 48" H 1 ¼"
Material: Steel
251005E



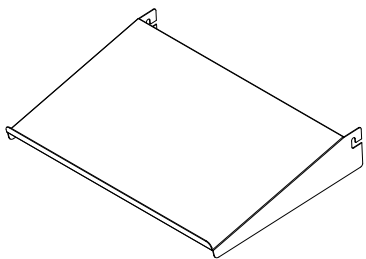
METAL SHELF - FLAT 48" SHALLOW
D 8" W 48" H 1 ¼"
Material: Steel
251007E



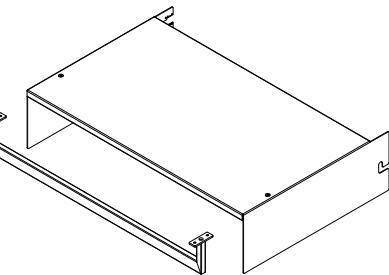
METAL SHELF - UP - 24"
D 14" W 24" H 5 ⅝"
Material: Steel
251008E



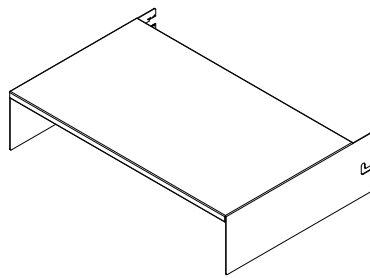
METAL SHELF - UP - 48"
D 14" W 48" H 5 ⅝"
Material: Steel
251009E



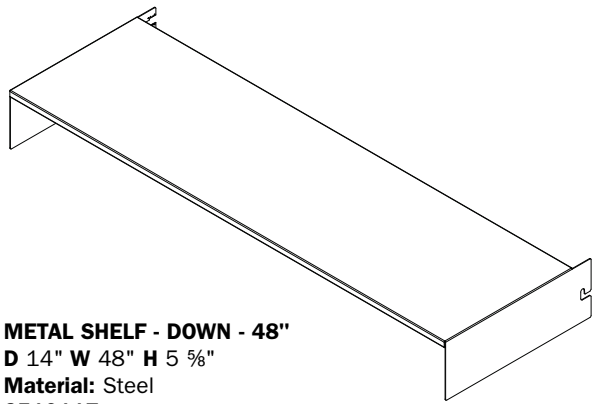
METAL SHELF - ANGLED - 24"
D 14" W 24" H 5 ⅝"
Material: Steel
251012"E



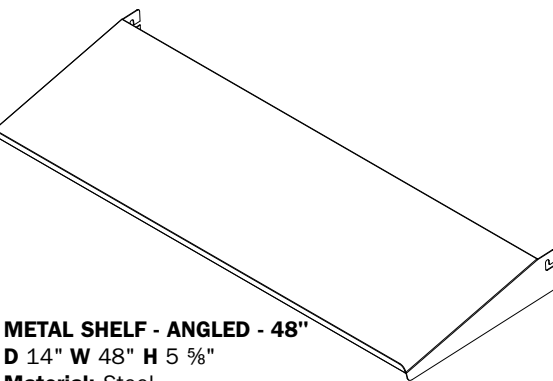
METAL SHELF WITH REMOVABLE HANGBAR 24"
D 14" W 24" H 5 ⅝"
Material: Steel
251014E



METAL SHELF - DOWN - 24"
D 14" W 24" H 5 ⅝"
Material: Steel
251010E



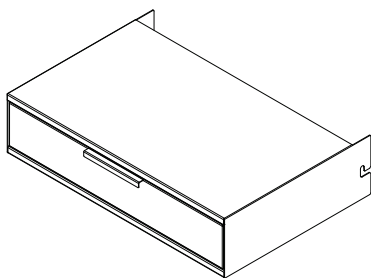
METAL SHELF - DOWN - 48"
D 14" W 48" H 5 ⅝"
Material: Steel
251011E



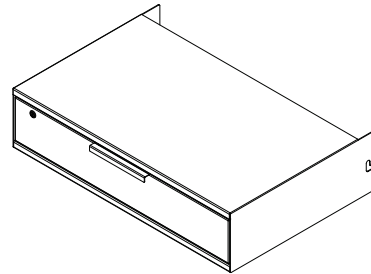
METAL SHELF - ANGLED - 48"
D 14" W 48" H 5 ⅝"
Material: Steel
251013E

Cabinets and Drawers

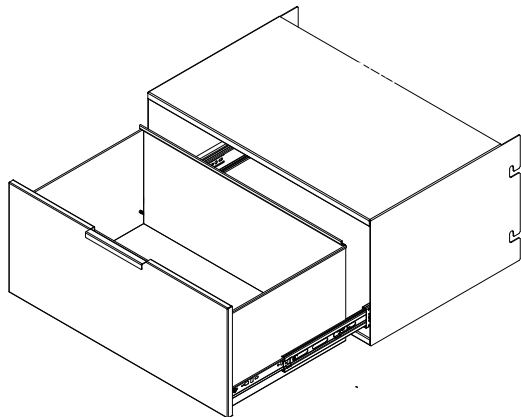
All metal drawers and cabinets with doors below come electrified. An LED strip is tucked away under the unit to provide lighting underneath. Also available as non-electrified, upon request.



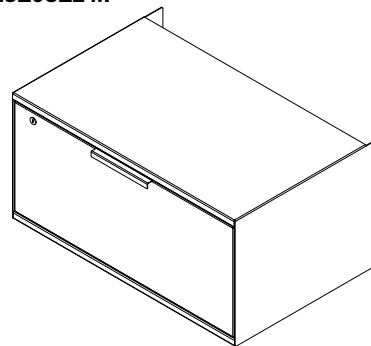
METAL CUBE - DRAWER - 24" X 6"
D 14" W 24" H 5 ⅝"
Material: Steel
Steel Cabinet with Metal Face Drawer Front
251017E-M



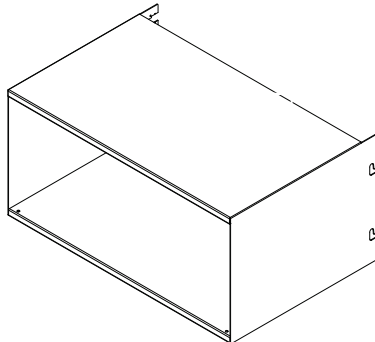
METAL CUBE - LOCKING DRAWER - 24" X 6"
D 14" W 24" H 5 ⅝"
Material: Steel
Steel Cabinet with Metal Face Drawer Front
251017E-LM



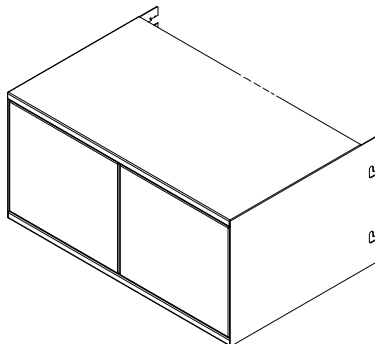
METAL CUBE - FILE DRAWER - 24" X 12"
D 14" W 24" H 12"
Material: Steel
251031E-M



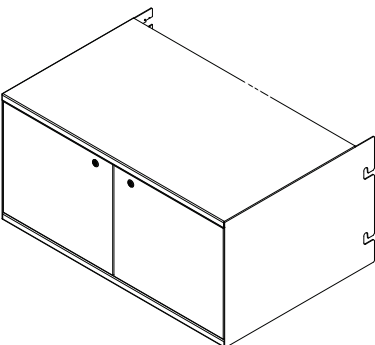
METAL CUBE - LOCKING FILE DRAWER -
24" X 12"
D 14" W 24" H 12"
Material: Steel
251031E-LM



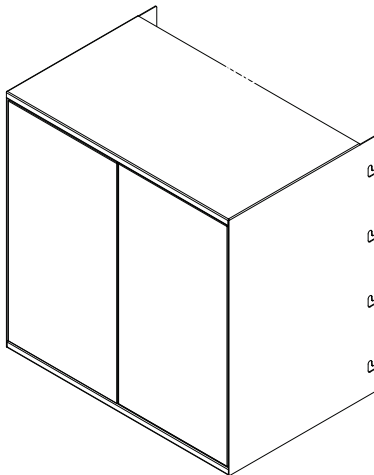
METAL CUBE - OPEN - 24" X 12"
D 14" W 24" H 12"
Material: Steel
251015E



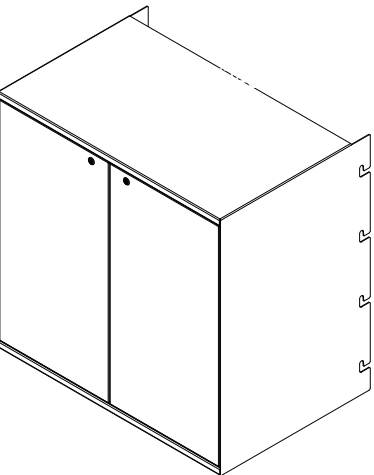
METAL CUBE - DOORS - 24" X 12"
D 14" W 24" H 12"
Material: Steel
251015E-MD



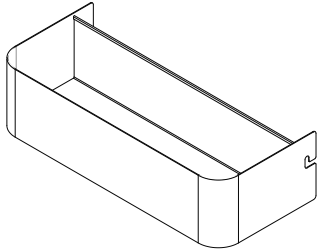
METAL CUBE - LOCKING DOORS - 24" X 12"
D 14" W 24" H 12"
Material: Steel
251015E-LMD



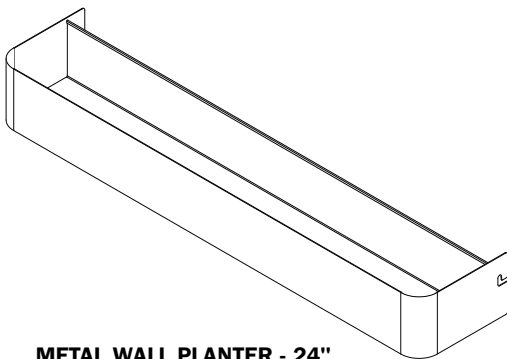
METAL CUBE - DOORS - 24" X 24"
D 14" W 24" H 24"
Material: Steel
251016E-MD



METAL CUBE - LOCKING DOORS - 24" X 24"
D 14" W 24" H 24"
Material: Steel
251016E-LMD

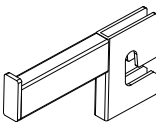


METAL WALL PLANTER - 24"
Materials: Steel & MDF
Dims: 6"H x 23.635"W x 8.095"D
251056

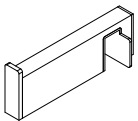


METAL WALL PLANTER - 24"
Material: Steel
Dims: 6"H x 47.635"W x 8.095"D
251057

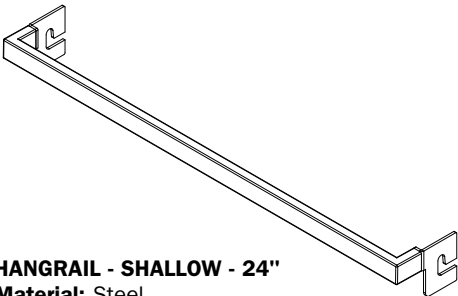
Faceouts, Shelf Brackets, and Hangbars



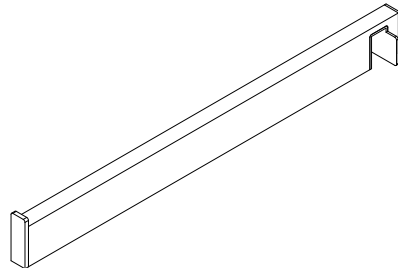
FACEOUT - 3"
W ½" **H** 1"
Material: Steel
251032



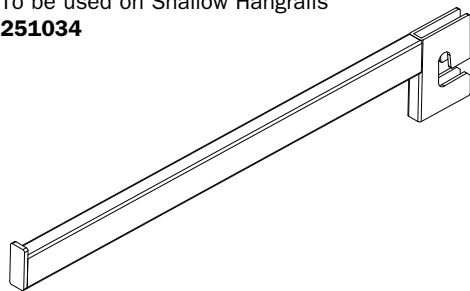
FACEOUT - HANGRAIL - 3"
W ½" **H** 1 ¼"
Material: Steel
To be used on Shallow Hangrails
251034



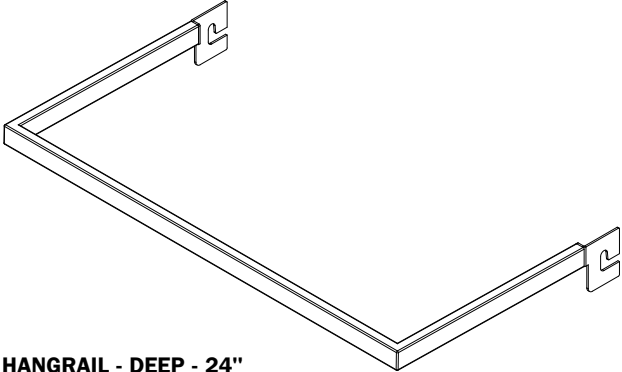
HANGRAIL - SHALLOW - 24"
Material: Steel
W 23 ⅝" **D** 1 ½"
Can be used with Saddle-mount Faceouts.
251040



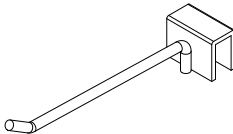
FACEOUT - HANGRAIL - 14"
W ½" **H** 1 ¼"
Material: Steel
To be used on Shallow Hangrails
251035



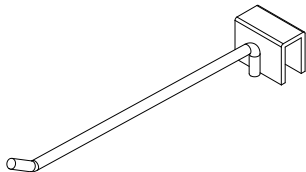
FACEOUT - 14"
W ½" **H** 1"
Material: Steel
251033



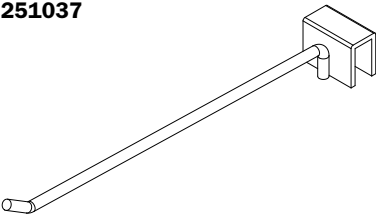
HANGRAIL - DEEP - 24"
Material: Steel
W 23 ⅝" **D** 11 ¼"
Can be used with Saddle-mount Faceouts.
251039



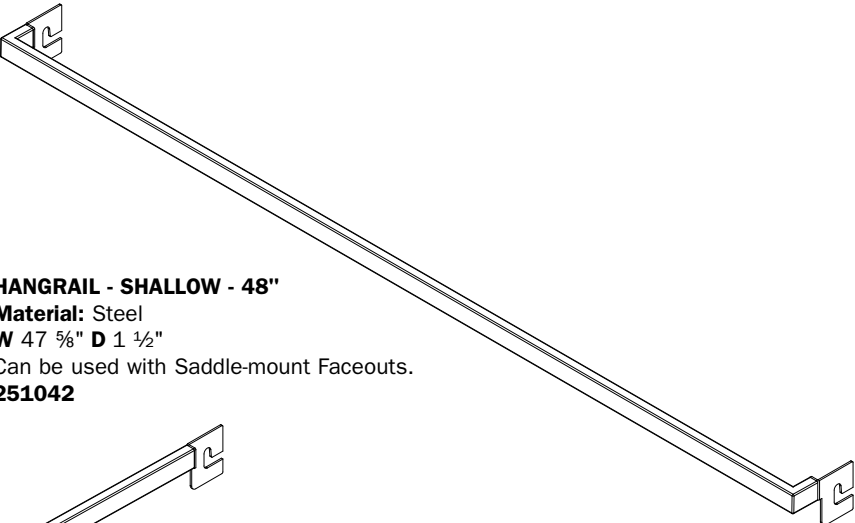
HANGRAIL PEG HOOK - 6"
W ½" **H** ¼" **L** 6"
Material: Steel
251036



HANGRAIL PEG HOOK - 8"
W ½" **H** ¼" **L** 8"
Material: Steel
251037



HANGRAIL PEG HOOK - 10"
W ½" **H** ¼" **L** 10"
Material: Steel
251038



HANGRAIL - SHALLOW - 48"
Material: Steel
W 47 ⅝" **D** 1 ½"
Can be used with Saddle-mount Faceouts.
251042

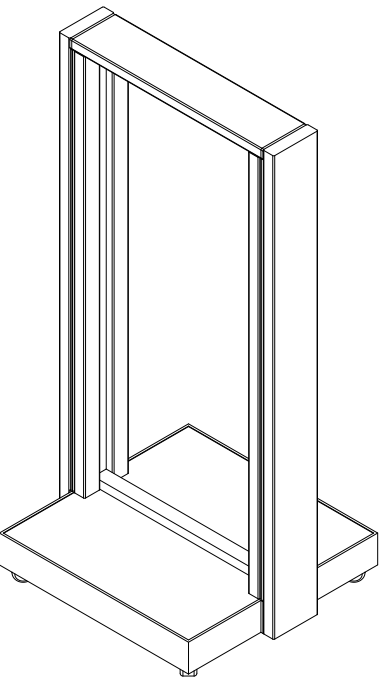


HANGRAIL - DEEP - 48"
Material: Steel
W 47 ⅝" **D** 11 ¼"
Can be used with Saddle-mount Faceouts.
251041

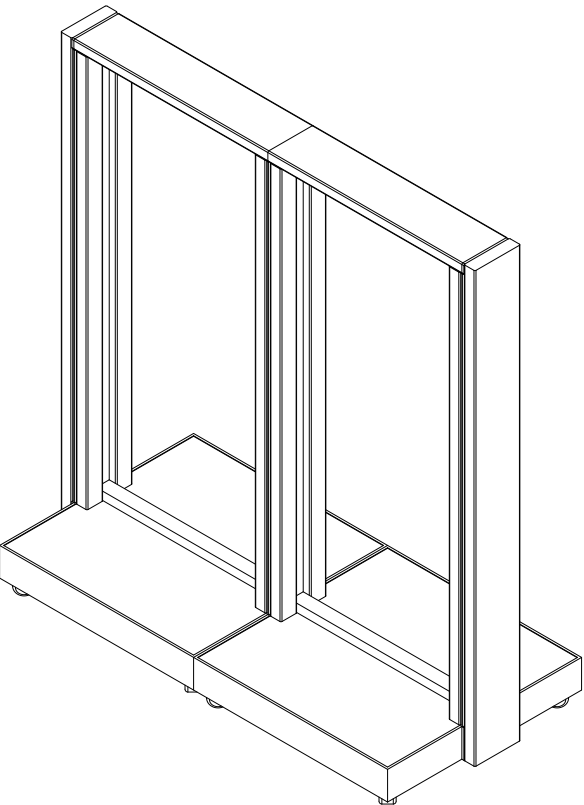


Floor Fixture Frames

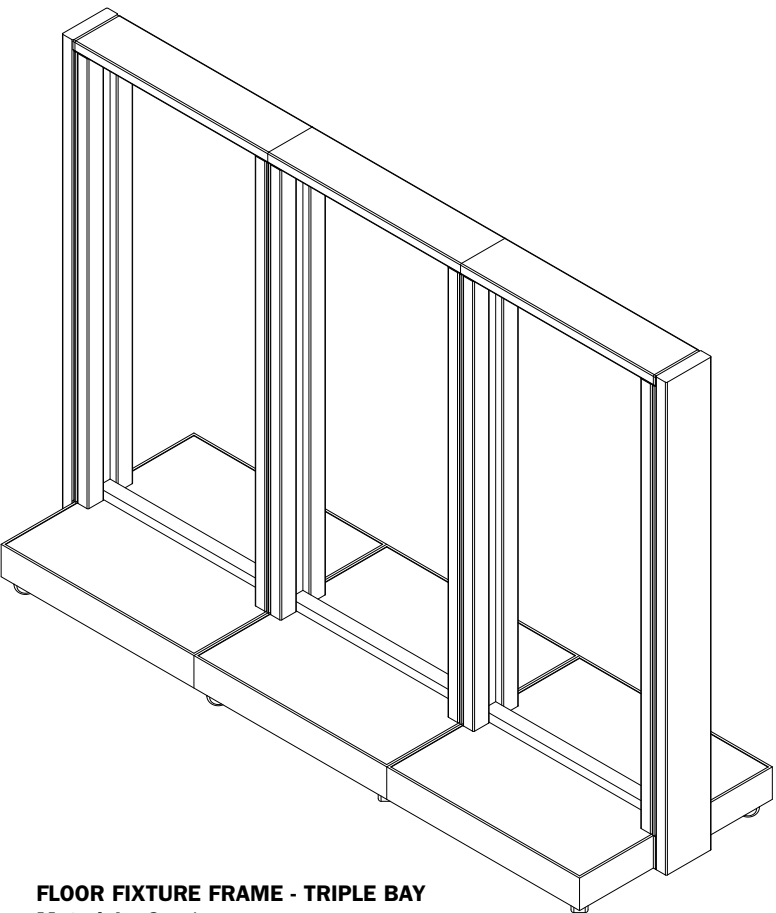
Floor Fixture Frames come in two metal finishes, ready for your choice of accessories. Frame construction is steel, base is wood. Ships fully assembled with locking casters.



FLOOR FIXTURE FRAME - SINGLE BAY
Materials: Steel
W 27" **H** 52" **D** 24"
Can be accessorized on both sides.
Comes with four locking casters.
251049



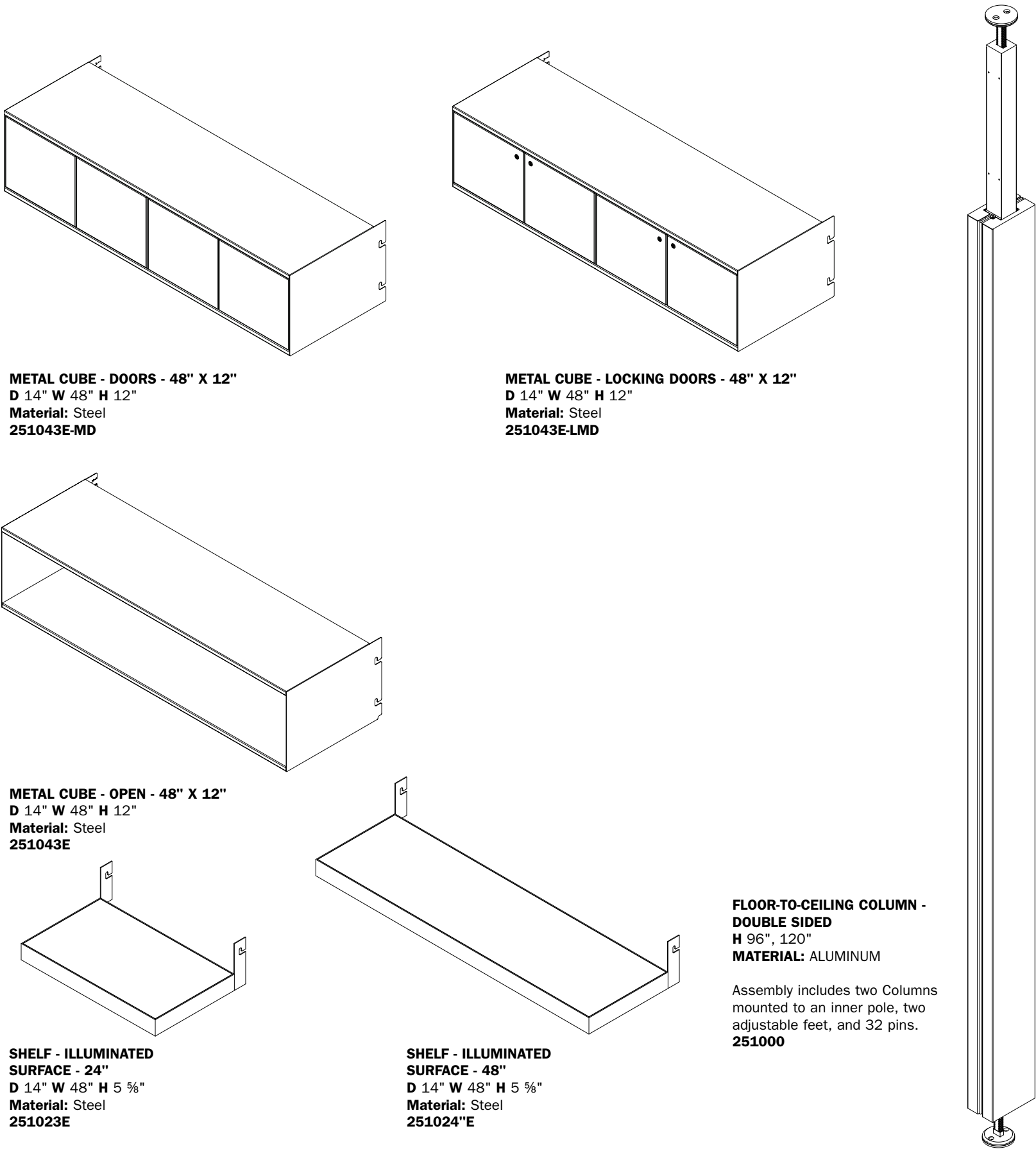
FLOOR FIXTURE FRAME - DOUBLE BAY
Materials: Steel
W 51" **H** 52" **D** 24"
Can be accessorized on both sides. Comes with four locking casters.
251051



FLOOR FIXTURE FRAME - TRIPLE BAY
Materials: Steel
W 75" **H** 52" **D** 24"
Can be accessorized on both sides.
Comes with four locking casters.
251053

Special Order Components


All special order finishes and components are quoted on a project-by-project basis. Pricing and lead times may vary based on material availability and project scope. Please contact us to discuss your specific needs.



Materials, Colors, and Finishes Guide

Stock Finishes


Stock Metal



Special Order Finishes

All special order finishes and components are quoted on a project-by-project basis. Pricing and lead times may vary based on material availability and project scope. Please contact us to discuss your specific needs.


Special Order Powder Coat



Special Order Laminates



Special Order Fortina Film for Columns



Terms And Conditions

QUOTE BY PHONE
1-800-350-4127

QUOTE/ORDERING BY E-MAIL
mail@bnind.com

CUSTOMER SERVICE
Customer service is available 8:00 am to 5:00 pm (PST) Mon. – Thurs. and 8:00 am to 12:00 pm on Fri. to answer your inquiries regarding products, quotes or orders.

WARRANTY
We fully support the quality of our product. If there are any manufacturing defects within a year of delivery, please contact our Customer Service Department by phone or e-mail for assistance.

PRODUCT WARRANTY LIMITATIONS
The Customer is purchasing the fixtures in an “as-is” condition, unless otherwise reported to the Company pursuant to [the inspection provision in the contract], as of the date of delivery and specifically and expressly without any warranties, representations or guarantees, either expressed or implied, except as set forth below, as to its condition, fitness for any particular purpose, merchantability, or any other warranty of any kind, nature or type whatsoever from or on behalf of the seller. The Company hereby warrants to the Customer and its successors and assigns that the product supplied to the Customer is constructed only for the use and purposes contemplated by the Customer set forth in the contract; and the Company, immediately prior to the delivery of the product had good and lawful right to sell the product, and that there is hereby conveyed to the Customer on the date of delivery, good title to the product, free and clear of all liens, claims, encumbrances and rights of others.

WEBSITE / PRINTED MATERIALS
The copy has been reviewed to present information as accurately as possible. If an error is found in description or pricing, or the item has been discontinued, yet not updated, B+N reserves the right to correct it at the time it was discovered.
PRODUCT OFFERINGS AND MATERIAL FINISHES ARE SUBJECT TO CHANGE AT ANY TIME.

ORDER SHIPMENTS ESTIMATES
Orders in stock will ship via ground in 2 – 5 days, unless another service level is requested by the customer.

BACK ORDERS
Unless otherwise noted, back orders will ship when they are back in stock at our facility. Your Sales Administrator will keep you advised on the status of all back orders.

BLANKET ORDERS
Blanket orders are subject to a unique set of Terms & Conditions defined at the time of order placement.

MINIMUM ORDER REQUIREMENTS
\$500 threshold must be reached to place an order.

STORAGE
Storage fees will be assessed after 30 days for all materials that were scheduled to ship but were delayed for customer related reasons at no fault to B&N Industries. Fees will be assessed weekly at \$500 or 5% of the total order, whichever is greater. If an order is paid in full, then the storage fees must be cleared prior to shipment. If an order is partially paid for, then the remaining balance on the order plus storage fees must be paid prior to shipment.

CANCELLATION AND RETURN ITEMS
1. Stock items must be returned within 30 days, in re-sellable condition. Return of stock items may incur a 25% re-stocking fee. Freight charges on returns are the customer’s responsibility. A return authorization is required for all returns. Items returned without the proper authorization will not be accepted. B+N assumes no liability for customer returns which arrive damaged due to shipment transportation.
2. Non-stock items purchased may not be returned.
3. Prepaid material that remains beyond the 30-day original delivery schedule prior to cancellation will also be subject to storage fees.

FREIGHT AND MULTIPLE SHIPMENTS
1. The following will result in additional charges unless otherwise stated on your quotation:
– Shipments to multiple destinations or split shipments to the same location.
– Customer requesting custom packaging (includes breakout into multiple packages) and shipped to one location.
2. Collect or 3rd Party Billing shipments are the responsibility of the freight payer.
3. Freight quotations are subject to re-quote at any time prior to the order being placed or at time of shipment if shipment is delayed.
4. Customer is responsible to arrange and pay for International freight, as quotes are for transportation only. Freight quotes provided by B&N do not include the broker, customs duties, fees or taxes. That is the responsibility of the customer to obtain and pay directly to the source. Broker information must be provided prior to shipping.
5. Weights and measurements may change due to changes in suppliers and/or packaging.
6. B&N is unable to guarantee delivery times or dates. Delivery times and dates are the responsibility of the shipping agent.
7. Regarding split shipments: On occasion, an order may ship from multiple locations based on availability.

PRODUCT DISCREPANCIES AND DAMAGES VIA SHIPMENT
1. Customer must inspect items upon delivery for damage or discrepancy. Please refer to B&N’s Delivery Shipper Checklist Info document for terms.

The Delivery Checklist can be found here:
<https://www.bnind.com/resources/technical-data>

2. B+N accepts no liability for damage incurred during shipping. Any damage found at time of delivery must be noted by customer on delivery receipt and signed/initialed by driver. Customer is to retain all packaging with damaged items for an on-site inspection by carrier.
3. For damage on 3rd party or collect shipments, the customer is responsible for filing the claim with the carrier for financial reimbursement.
4. If any product arrives in damaged condition, a freight claim must be filed with the delivering carrier. Retain packing material and note on the Bill of Lading “DAMAGED”. Our Customer Service Department will assist you with any questions regarding filing a freight claim.
5. All claims regarding shortages and freight damages must be presented WITHIN 7 DAYS of receiving the shipment.

PAYMENT METHODS AND TERMS
ACH, Wire, and Company Checks
· Banking information can be provided upon request for electronic payment options

Credit Cards (subject to 2.5% processing fee)
· We accept VISA, MASTERCARD, AMERICAN EXPRESS.

1. Payment is due in full prior to shipping of product for all PREPAID ACCOUNTS. We do not ship COD. For payments made by check or bank transfer, the order will be processed upon receipt and approval of check or receipt of funds.
2. Consideration for establishing terms requires a combined order amount of \$1,000,000+.
3. Approved repeat customers may qualify for NET terms at B&N’s discretion if sufficient volume is reached. A credit application must be completed with the necessary references. Please allow 2-3 weeks for processing. All custom orders outside of a standard project scope will continue to require a 50% deposit.

SALES TAX
Due to the Wayfair vs South Dakota ruling all orders are subject to sales tax in the state that the material is delivered to unless a valid resale certificate is provided. Due to uncertain Economic Nexus requirements sales tax can be added to any order after a quote has been provided.
1. Taxable orders paid for by the customer and will-called at our California facility are taxed at the current rate for San Mateo County.

PROTOTYPES, DRAWINGS, TOOLING, AND FIXTURES
1. Drawings provided by B+N are the exclusive property of B+N Industries, Inc.
2. Prototypes made from drawings that are not detailed and approved by B+N Industries, Inc., or have been supplied via verbal instruction from the customer, are subject to the interpretation of B+N Industries, Inc.
3. Tooling dies and fixtures made and used exclusively for a job or customer, remain the property of B+N Industries, Inc., unless otherwise established.

PHOTOGRAPHY OF COMPLETED PROJECTS
B+N Industries, Inc. reserves the right to photograph a completed project that has utilized our product offerings and retains the rights to use the photographs in advertising, on our website, public relations and all marketing materials.

This Page Intentionally Left Blank



B+N Industries

Main Offices:

15 Guittard Road

Burlingame, California 94010

1.800.350.4127

www.bnind.com

New York Showroom and Offices:

(By Appointment Only)

420 West 14th Street

New York, New York 10014

Houston Showroom and Offices:

(By Appointment Only)

1800 Bering Drive, Suite 500

Houston, Texas 77057

© B&N Industries, Inc.



facebook.com/BNIndustries

instagram.com/bn_industries/

linkedin.com/company/b&n-industries

pinterest.com/bnindustries/